
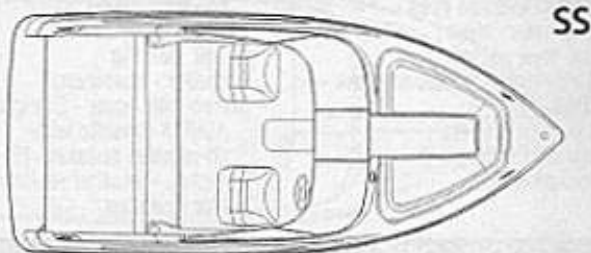


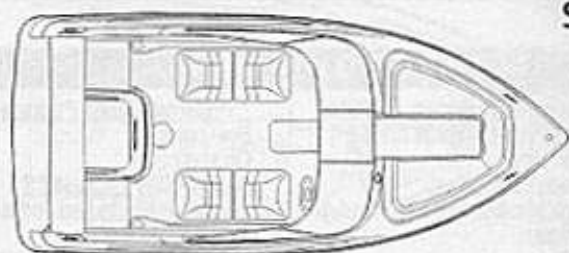
Wellcraft



186 SS/S



SS



S

L.O.A.	18'6" (5.7m)
Beam	8'0" (2.4m)
Dry weight (approx.w/3.0 L)	2700 lbs. (1224.71kg)
Fuel capacity	34 gal. (132.48L)
Max power @ prop	220 HP (164.2kw)
Deadrise	20°
Draft: up	18" (.461m)
Draft: down	36" (.92m)
Bridge clearance w/o top	4'3" (1.3m)

KEY SALES FEATURES

- Wide beam hull for more cockpit space
 - All fiberglass bow liner
 - Walk thru bow seating
 - Ski & Kneeboard storage
- Compliant with Coast Guard safety standards
- All stainless steel deck hardware thru-bolted
- 5-year structural hull warranty - transferable
 - CE Certifiable (for export)

STANDARD EQUIPMENT

HULL & DECK

Anchor storage
Bow eye - stainless steel
Bow liner - fiberglass
Cleats - stainless steel
Hull side storage
Ladder - swim, stainless steel
2 steps
Rails - thru-bolted
Ski and kneeboard storage
Ski tow eye - thru-bolted - stainless steel
Storage locker - in-floor ventilated with removable carpet
Swim platform - integrated
Trailer tie-down eyes - stainless steel
Two tone gelcoat
Windshield - tempered glass

COCKPIT

Beverage holders
Canvas top forward
Cockpit carpet

Seating "SS" version - port/stbd bucket seats, aft bench seat with sun lounge pad and storage
Steering wheel - custom molded

MECHANICAL

Bilge blower - 12V
Bilge pump - electric
Fuel tank - non-corrosive - built-in
Horn - electric flush mount
Ignition safety interlock - switch with lanyard
Instrumentation - tachometer, speedometer, temperature, fuel, oil pressure, voltmeter and trim gauge
Navigation lights
Power steering
Propeller - aluminum
Stereo with cover - Clarion AM/FM cassette with all-weather speakers (2)
Switches - weather resistant
Trailer - painted

COLOR OPTIONS

Black

OPTIONAL EQUIPMENT

Anti-corrosive system (available with Volvo engines only)(H)
Bimini top
Canada certification
CE certification (for export only)
Compass
Cradle
Depth finder
Fire extinguisher system
Galvanized Trailer (New)
Mercathode (available with Merc Alpha engines only)(H)
Rub rail - white with stainless steel insert
Side/aft curtains for sport top
Tilt steering

* Preferred Option Package

Bow cover
Cockpit cover
* Upholstery Package "S"
Port/stbd back to back seats convert to lounge, aft removable hi-lo jump seats and motor box cushion

* Note: Items in Packages cannot be ordered individually.

ENGINE OPTIONS

Merc 4.3 L Alpha (H)	Volvo 4.3 GI SX (A)(H)
Merc 4.3 EFI Alpha (A)(H)	Volvo 4.3 GL SX (H)
Merc 5.0 L Alpha (H)	Volvo 5.0 GI DP (A)(H)
	Volvo 5.0 GL SX (H)

(A) Bodensee approved

(H) Optional anti-corrosive system

Specifications, options, and equipment are subject to change without notice.

PERFORMANCE DATA - Volvo 4.3 GI SX

Time to Plane	3.5 Seconds
Top Speed	55.7 MPH @ 4700 RPM
Cruise Speed	42.3 MPH @ 3500 RPM
Cruise Range	140 Miles
Propeller Size	14-1/4" x 23" Volvo Alum

Performance and fuel consumption will vary and be affected by water and weather conditions, altitude, load and condition of boat, engine and propeller(s). Cruise range based on 95% of fuel capacity. All data is illustrative and is not warranted.