
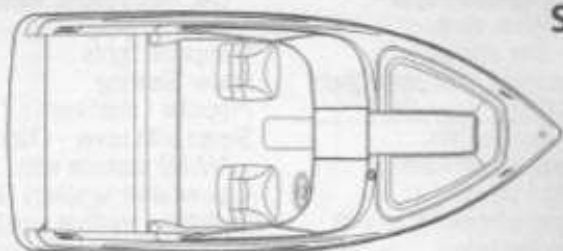


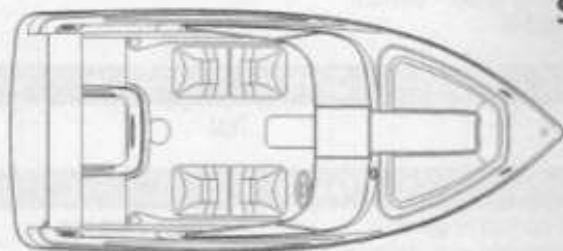
**Wellcraft**



**186 SS/S**



SS



S

L.O.A.	18'6" (5.7m)
Beam	8'0" (2.4m)
Dry weight (approx.w/3.0 L)	2700 lbs. (1224.71kg)
Fuel capacity	34 gal. (132.48L)
Max power @ prop	220 HP (164.2kw)
Deadrise	20°
Draft: up	18" (.461m)
Draft: down	36" (.92m)
Bridge clearance without top	4'3" (1.3m)

### KEY SALES FEATURES

- Wide beam hull for more cockpit space
  - All fiberglass bow liner
  - Walk thru bow seating
  - Ski & Kneeboard storage
- Compliant with Coast Guard safety standards
- All stainless steel deck hardware thru-bolted
- 5-year structural hull warranty - transferable
  - CE Certifiable (for export)

### STANDARD EQUIPMENT

#### HULL & DECK

- Anchor storage
- Bow eye - stainless steel
- Bow liner - fiberglass
- Cleats - stainless steel
- Hull side storage
- Ladder - swim, stainless steel  
2 steps
- Rails - thru-bolted
- Ski and kneeboard storage
- Ski tow eye - thru-bolted - stainless steel
- Storage locker - in-floor ventilated with removable carpet
- Swim platform - integrated
- Trailer tie-down eyes - stainless steel
- Two tone gelcoat
- Windshield - tempered glass

#### COCKPIT

- Beverage holders
- Canvas top forward
- Cockpit carpet

- Seating "SS" version - port/stbd bucket seats, aft bench seat with sun lounge pad and storage
- Steering wheel - custom molded

#### MECHANICAL

- Bilge blower - 12V
- Bilge pump - electric
- Fuel tank - non-corrosive - built-in
- Horn - electric flush mount
- Ignition safety interlock - switch with lanyard
- Instrumentation - tachometer, speedometer, temperature, fuel, oil pressure, voltmeter and trim gauge
- Navigation lights
- Power steering
- Propeller - aluminum
- Stereo with cover - Clarion AM/FM cassette with all-weather speakers (2)
- Switches - weather resistant
- Trailer - painted or galvanized

### COLOR OPTIONS

Black

Teal

### OPTIONAL EQUIPMENT

- Anti-corrosive system (available with Volvo engines only)(H)
- Bimini Top
- Canada certification
- CE certification (for export only)
- Compass
- Cradle
- Depth finder
- Fire extinguisher system
- Mercathode (available with Merc Alpha engines only)(H)
- Rub rail - white with stainless steel insert
- Side/aft curtains for sport top
- Tilt steering
- \* **Canvas Package**
- Bow cover
- Cockpit cover

- \* **Upholstery Package "S"**
- Port/stbd back to back seats convert to lounge, aft removable hi-lo jump seats and motor box cushion
- \*\* **"Platinum" Edition 2000**
- Custom graphics
- Soft touch cockpit vinyls
- Upgraded carpet
- Custom wood grain dash panel
- Custom wood grain steering wheel
- Burgundy Sunbrella canvas - with upgraded hardware
- Pop up cleats
- Stereo - AM/FM with CD player - Clarion
- \* Note: Items in Packages cannot be ordered individually.
- \*\* Available with SS seating configuration only

### ENGINE OPTIONS

- |                           |                        |
|---------------------------|------------------------|
| Merc 4.3 L Alpha (H)      | Volvo 4.3 GI SX (A)(H) |
| Merc 4.3 EFI Alpha (A)(H) | Volvo 4.3 GL SX (H)    |
| Merc 5.0 L Alpha (H)      | Volvo 5.0 GI DP (A)(H) |
|                           | Volvo 5.0 GL SX (H)    |

(A) Bodensee approved

(H) Optional anti-corrosive system

Specifications, options, and equipment are subject to change without notice.

### PERFORMANCE DATA - Volvo 4.3 GI SX

- |                |                          |
|----------------|--------------------------|
| Time to Plane  | 3.5 Seconds              |
| Top Speed      | 55.7 MPH @ 4700 RPM      |
| Cruise Speed   | 42.3 MPH @ 3500 RPM      |
| Cruise Range   | 140 Miles                |
| Propeller Size | 14-1/4" x 23" Volvo Alum |

Performance and fuel consumption will vary and be affected by water and weather conditions, altitude, load and condition of boat, engine and propeller(s). Cruise range based on 95% of fuel capacity. All data is illustrative and is not warranted.