
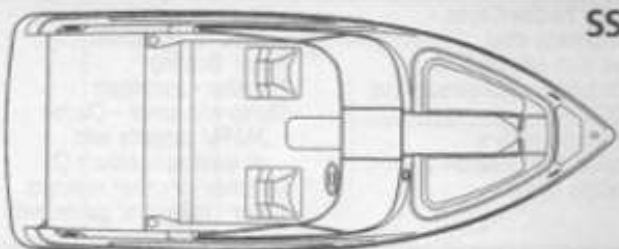


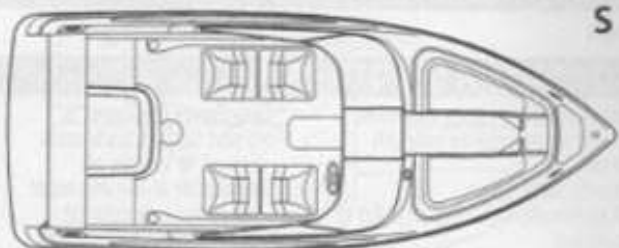
Wellcraft



200 SS/S



SS



S

L.O.A.	20'5" (6.22m)
Beam	8'2" (2.49m)
Dry weight (approx.w/5.7 L)	3330 lbs. (1510.5kg)
Fuel capacity	50 gal. (189.2L)
Max power @ prop	280 HP (209kw)
Deadrise	20°
Draft: up	18" (.461m)
Draft: down	36" (.92m)
Bridge clearance without top	4'5" (1.35m)

KEY SALES FEATURES

- Wide beam hull for more cockpit space
 - Fiberglass bow liner
 - Walk thru bow seating
- All stainless steel deck hardware thru-bolted
 - Ski & Kneeboard storage
- Compliant with Coast Guard safety standards
- 5-year structural hull warranty - transferable
 - CE Certifiable (for export)
 - Lower hullside storage
 - Hinged bow cushions

STANDARD EQUIPMENT

HULL & DECK

- Anchor locker
- Bow eye - stainless steel
- Bow liner - fiberglass
- Cleats - stainless steel
- Hull side storage
- Ladder - swim, stainless steel, 2 steps
- Rails - thru-bolted
- Ski & kneeboard storage
- Ski tow eye - thru-bolted, stainless steel
- Storage locker - in-floor ventilated with removable carpet
- Swim platform - integrated
- Trailer tie-down eyes - stainless steel
- Two tone gelcoat
- Windshield - tempered glass

COCKPIT

- Beverage holders
- Canvas top forward
- Cockpit carpet

- Seating "SS" version - port/stbd bucket seats, aft bench seat with sun lounge pad and storage
- Steering wheel - custom molded

MECHANICAL

- Bilge blower - 12V
- Bilge pump - electric
- Fuel tank - non-corrosive - built-in
- Horn - electric flush mount
- Ignition safety interlock - switch with lanyard
- Instrumentation - tachometer, speedometer, temperature, fuel, oil pressure, voltmeter and trim gauge
- Navigation lights
- Power steering
- Propeller - aluminum
- Stereo with cover - Clarion AM/FM cassette with all-weather speakers (2)
- Switches - weather resistant
- Trailer - painted or galvanized

COLOR OPTIONS

- Black
- Teal

OPTIONAL EQUIPMENT

- Anti-corrosive system (available with Volvo engines only) (H)
- Bimini Top
- Canada certification
- CE certification (for export only)
- Compass
- Cradle
- Depth finder
- Fire extinguisher system
- Mercathode (available with Merc Alpha engines only) (H)
- Rub rail - white with stainless steel insert
- Side/aft curtains for sport top
- Tilt steering
- * Canvas Package
- Bow cover
- Cockpit cover

*** Upholstery Package "S"**

- Port/stbd back to back seats convert to lounge, aft removable hi-lo jump seats and motor box cushion
- ** "Platinum" Edition 2000
- Custom graphics
- Soft touch cockpit vinyls
- Upgraded carpet
- Custom wood grain dash panel
- Custom wood grain steering wheel
- Burgundy Sunbrella canvas - with upgraded hardware
- Pop up cleats
- Stereo - AM/FM with CD player - Clarion

* Note: Items in Packages cannot be ordered individually.
 ** Available with SS seating configuration only

ENGINE OPTIONS

- Merc 5.0 L Alpha (H)
- Merc 5.7 L Alpha (H)
- Merc 5.7 L EFI Alpha (H)
- Volvo 5.0 GL SX (H)
- Volvo 5.0 GI DP (A)(H)
- Volvo 5.7 GS SX (H)
- Volvo 5.7 GSI SX (A) (H)
- Volvo 5.7 GSI DP (A) (H)

(A) Bodensee approved
 (H) Optional anti-corrosive system
 Specifications, options, and equipment are subject to change without notice.

PERFORMANCE DATA - Volvo 5.0 GL SX

Time to Plane	2.82 Seconds
Top Speed	49.0 MPH @ 4610 RPM
Cruise Speed	36.2 MPH @ 3500 RPM
Cruise Range	159 Miles
Propeller Size	14 1/2" X 19" Volvo AL

Performance and fuel consumption will vary and be affected by water and weather conditions, altitude, load and condition of boat, engine and propeller(s). Cruise range based on 95% of fuel capacity. All data is illustrative and is not warranted.