

Wellcraft

FIRE FIGHTING EQUIPMENT

General Information

- Under USCG 33 CFR the boat owner is required to carry aboard a specific number of fire extinguishers.
- The boat owner or dealer are responsible for supplying the recommended fire extinguisher(s) and installing them in the designated location(s).
- All fire extinguishers must be UL rated and USCG approved.
- Table 1 shows the recommended number of fire extinguishers per boat based on length

Boat length	Number of extinguishers W/O fixed system	Number of extinguishers W/ fixed system
Boats < 16 ft	1	0
Boats ≥ 16 ft & < 26 ft	2	1
Boats ≥ 26 ft & < 40 ft	3	2
Boats ≥ 40 ft & < 65 ft	4	3

Table 1

- For General use, use a dry chemical extinguisher.
- For an engine compartment fire, use a clean agent with agent FK-5-1-12. **MUST** have a hose attachment.
 - Do NOT use a dry chemical for the engine compartment.

- Some boats may have a fixed system installed, these systems replace the need for the Clean agent fire extinguisher and are a safer and more effective choice.
- For an engine compartment fire, quickly grab the clean agent fire extinguisher and utilize the fire port, as shown in figure 1, be sure to completely empty the extinguisher into the compartment. If a fixed system installed, activate the system by using the pull handle.
- A fixed system is engineered for the net volume of the engine compartment. To calculate the net volume you get the engine compartment.

Net volume = Gross volume – permeant installed tankage

- After the fire is extinguished, be sure to ventilate the engine compartment before entering for damage assessment and subsequent engine restart.



Fig. 1

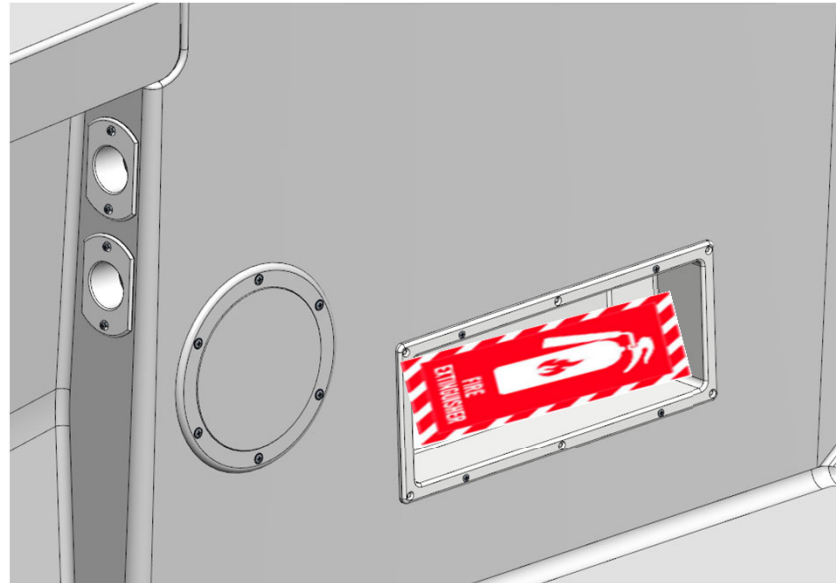
WELLCRAFT BOATS

Fire extinguisher storage locations

202



= Mounting location



Typ. Port & starboard.
Type: Dry Chemical
Size: 1A:10B:C
Install in fire tubs.

Note:

- Customer/Dealer is responsible for supplying and installing extinguishers on the vessel.
- Follow Fire Extinguisher installation instructions
- Size is UL rating.

WELLCRAFT BOATS

Fire extinguisher storage locations

223



= Indicator label
(on board)



= Mounting
location



Type: Dry Chemical
Size: 1A:10B:C
Attach to floor

Type: Dry Chemical
Size: 1A:10B:C
Install in storage tub.

Note:

- Customer/Dealer is responsible for supplying and installing extinguishers on the vessel.
- Follow Fire Extinguisher installation instructions
- Size is UL rating.

WELLCRAFT BOATS

Fire extinguisher storage locations


243



= Indicator label
(on board)



= Mounting
location



Type: Dry Chemical
Size: 1A:10B:C
Attach to floor



Type: Dry Chemical
Size: 1A:10B:C
Install in storage tub.

Note:

- Customer/Dealer is responsible for supplying and installing extinguishers on the vessel.
- Follow Fire Extinguisher installation instructions
- Size is UL rating.

WELLCRAFT BOATS

Fire extinguisher storage locations


263



= Indicator label
(on board)



= Mounting
location



Type: Dry Chemical
Size: 1A:10B:C
Install behind head curtains
Typ. Port & starboard.



Type: Dry Chemical
Size: 1A:10B:C
Install in storage tub.

Note:

- Customer/Dealer is responsible for supplying and installing extinguishers on the vessel.
- Follow Fire Extinguisher installation instructions
- Size is UL rating.

WELLCRAFT BOATS

Fire extinguisher storage locations

302



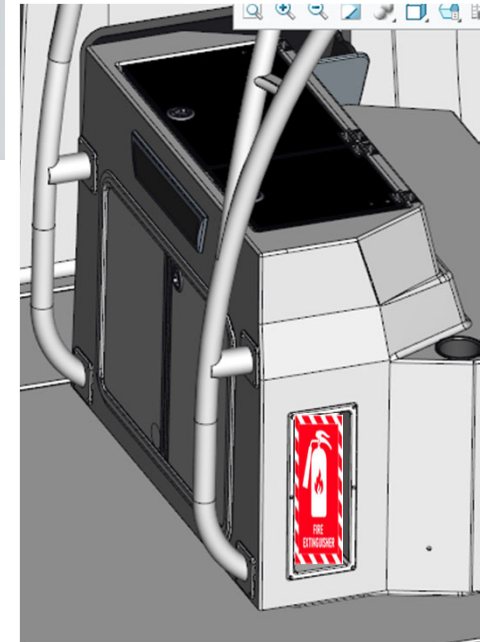
= Indicator label
(on board)



= Mounting
location



Type: Dry Chemical
Size: 1A:10B:C
Install on aft wall.



Typ. Port & starboard.
Type: Dry Chemical
Size: 1A:10B:C
Install in storage tubs.

Note:

- Customer/Dealer is responsible for supplying and installing extinguishers on the vessel.
- Follow Fire Extinguisher installation instructions
- Size is UL rating.

WELLCRAFT BOATS

Fire extinguisher storage locations


352



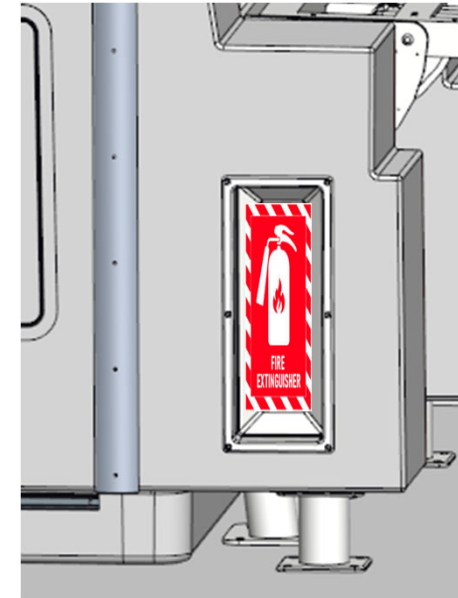
= Indicator label
(on board)



= Mounting
location



Type: Dry Chemical
Size: 1A:10B:C
Install inside head cabinet.



Type: Dry Chemical
Size: 1A:10B:C
Install in storage tubs
Typ. Port & starboard

Note:

- Customer/Dealer is responsible for supplying and installing extinguishers on the vessel.
- Follow Fire Extinguisher installation instructions
- Size is UL rating.